

Designer Floor Tile Moulds

Mishika Enterprises manufactures decorative floor and chequered tile moulds. These templates produce beautiful textured tiles that are slip resistant and highly durable for residential and commercial flooring.

Key Features

- > Rigid border construction ensures perfect 90-degree square tile lines.
- > High dimensional tolerance guarantees straight grout joints during tile laying.
- > Ideal for chequered tiles, pool decks, and public footpaths.

Application Guide

1. Secure the tile mould flat on a vibrating compaction table.
2. Fill with facing cement slurry mix, followed by backing aggregate concrete.
3. Vibrate for 10-15 seconds and cure for 24-48 hours before demoulding.

Complete Product Gallery



Flower Floor Tile Mould

12x12 inch | Floral Textured


Traditional flower motif for decorative garden pathways and residential walk borders.



Star Design Tile Mould

12x12 inch | Geometric Star

Symmetric star pattern providing geometric balance for patios, balconies, and entryways.



Khidki Design Tile Mould

12x12 inch | Grid Window

Vintage window design layout, popular in municipal pavements and heritage homes.




Wave Design Tile Mould

12x12 inch | Wavy Lines

Flowing wave design tile mould. Perfect for water park flooring and swimming pool decks.


Designer Floor Tile Moulds



Football Design Tile Mould

12x12 inch | Hex Panel

Distinctive football panel texture giving high-friction walking surfaces and anti-slip protection.



Carrom Designer Tile

12x12 inch | Carrom Board

Modern intersecting geometric line design. Delivers a clean artistic floor pattern.



Ludo Design Tile Mould

10x10 / 12x12 | Ludo Grid

Playful grid game board design. Popular for school yards, play zones, and children parks.



SSS Design Tile Mould

10x10 / 12x12 | SSS wave

Curved triple-S wave pattern providing maximum anti-skid grid friction for public slopes.